



## Sundance Film Festival (January 23, 2026)

# TEACHING GUIDE

**What?** A major film festival that showcases and screens films that don't always come from Hollywood.


**Who?** Filmmakers from all over the world, especially independent filmmakers.

**Where?** In the United States, in a city called Park City, Utah.

**When?** Every year, in January. This year, the festival runs from January 22 to February 1, 2026.

**Why is it important?** Because Sundance is a major film festival that allows you to discover new films and gives young filmmakers a chance.

**For this activity, your goal will be to learn a little more about the Sundance Film Festival and about cinema in general.**



### OBJECTIVES

- Locate a place on a map
- Discover the role of imagination in filmmaking
- Structure a story (beginning, problem, development, ending)
- Create characters and a narrative world
- Write a short, creative text inspired by cinema



### SUBJECTS

- **Social Studies / Geography**
  - Maps and Regions
  - Landscapes and Mountains
  - States, Cities, and Territories
- **English**
  - Understanding Instructions
  - Narrative Writing
  - Dialogue Writing
- **Arts / Culture**
  - Film
  - Screenwriting
  - Directing



### COMPETENCIES

- Read a map and locate a place
- Identify a region (west/east, etc.) and landscape features
- Organize a story (beginning – problem – end)
- Transform a narrative into dialogue (film format)



### DURATION

- About 60 minutes



### GETTING STARTED

- Show an image of the Sundance Film Festival (sign, red carpet, or screening room).
- Ask the students:
  - "Have you ever seen a film that told an original or strange story?"
  - "What do you think a film starts with before it's shot?"
- Explain that before the images, there is always a script.





## Sundance Film Festival (January 23, 2026)

# TEACHING GUIDE



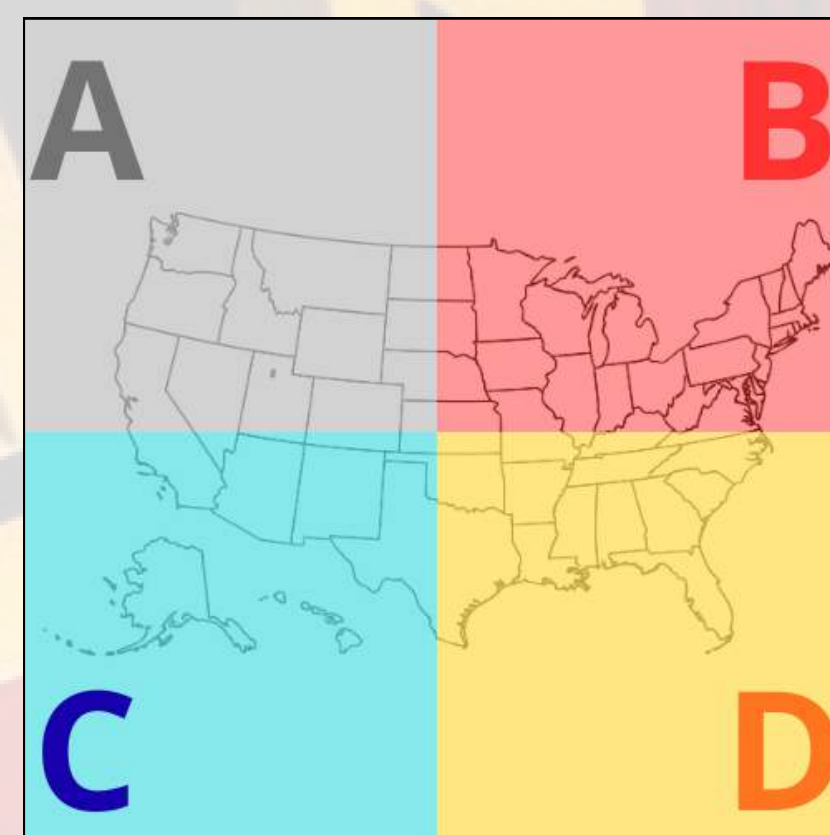
### QUESTIONS AND ANSWERS

**STEP 1 — Locate Sundance.** Discovery of the festival's location using a map and Google Earth.

Q1 — 1869

Q2 — Population approximately 9,000

Q3 — In Zone A



**STEP 2 — The Storyboard of Your Movie.** Starting with a story outline, writing of a continuation including a character, a location, and an object.

Q4 — Personal writing

**STEP 3 — Editing Your Movie.** Writing of three short texts or dialogues related to the imagined story.




### WRAPPING UP

- "What did you learn about Park City/Utah?"
- "What makes a story 'cinematic'?"
- "How can dialogue move the story forward?"



### FURTHER EXPLORATION

 Shelley Frost. *Kids Guide to Movie Making: How kids can produce & direct movies that audiences will love.*

